



We are Xcentric. Better. Faster. Stronger.



THE NEW SERIES 'A'

Much more than you expect from a crushing bucket

www.xcentricripper.com

The new vision of the crusher bucket

In November 2014, Xcentric Ripper International develops the double-shaft crushing bucket **Xcentric Crusher**, reaching unthinkable levels of productivity at that time.

October 2019, with endless hours of development and countless experiences around the world, the “**Series A**” goes on the market with numerous improvements over the previous model:

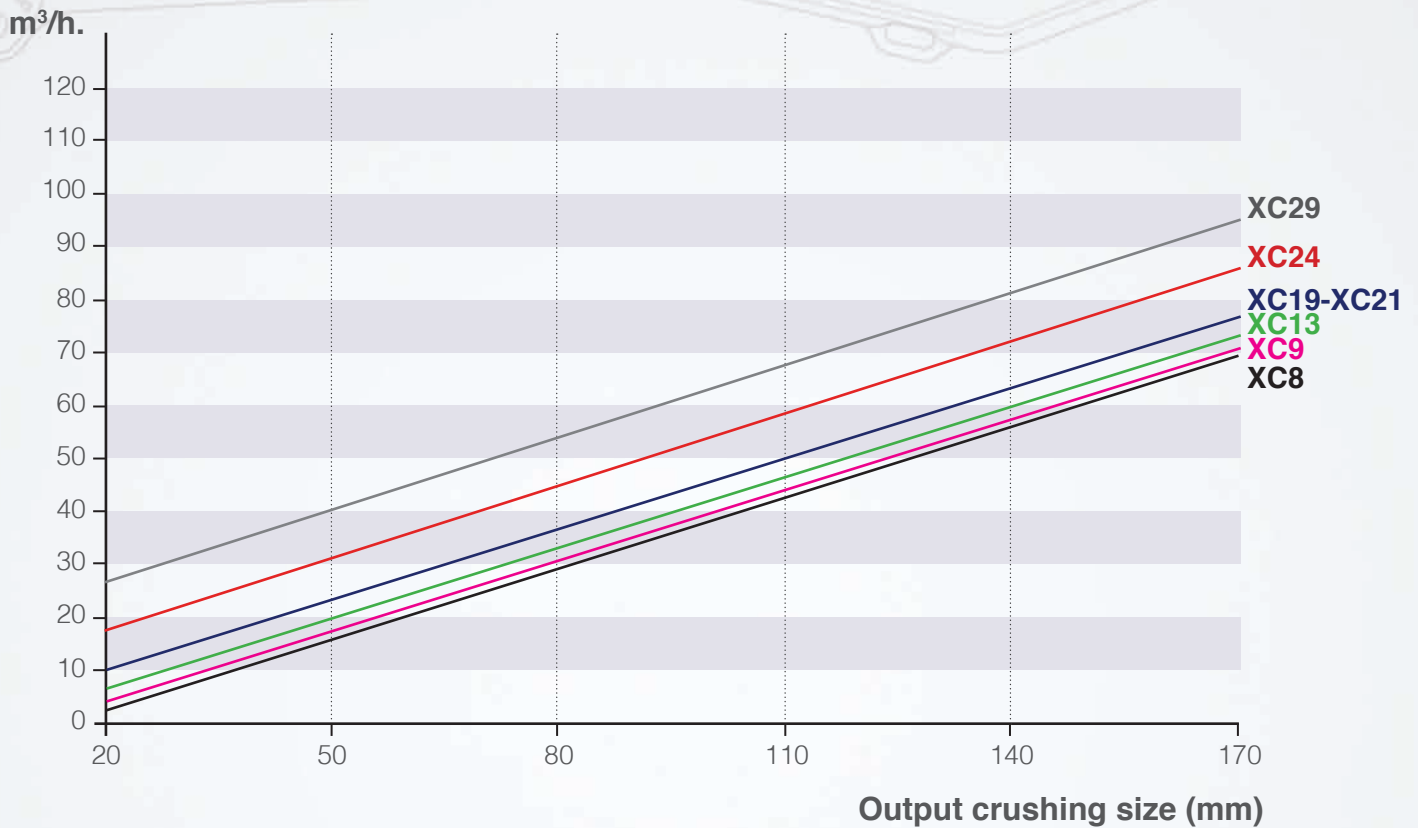
- The new *granulometry adjustment system* offers rapid change, together with a greater possibility of output sizes.
- The *absence of a drain line* in the hydraulic motors and the flow control valve make the equipment easily interchangeable between excavators, with a very low risk of failure in case of poor hydraulic adjustment.
- The *maintenance-free power train* increases the reliability of the machine in the long term.

TECHNICAL SPECIFICATIONS		XC8	XC8 TH	XC9	XC13
Excavator size	Tn.	8 - 11	Telehandler	10 - 13	13 - 16
Weight (top plate not included)	kg	1.250	1.320	1.950	1.900
Operating pressure	MPa	25	25	25	25
Maximum operation flow	L/min	80	80	95	120
Hydraulic circuit		Shear mode	Shear mode	Shear mode	Shear mode
Loading capacity	m ³	0,35	0,5	0,35	0,42
External width (A)	mm	850	1.100	930	930
Internal width (B)	mm	660	660	730	730
Length (C)	mm	1.670	1.880	1.700	1.940
Height (D)	mm	880	880	930	1.000
Crushing cam opening (H)	mm	h 260	h 260	h 370	h 370
Output size regulation	mm	0-16 to 0-200	0-16 to 0-200	0-16 to 0-200	0-16 to 0-200

TECHNICAL SPECIFICATIONS		XC19	XC21	XC24	XC29
Excavator size	Tn.	16 - 21	20 - 25	24 - 33	28 - 38
Weight (top plate not included)	kg	2.625	2.800	4.000	5.670
Operating pressure	MPa	25	25	25	25
Maximum operation flow	L/min	160	160	180	200
Hydraulic circuit		Shear mode	Shear mode	Shear mode	Shear mode
Loading capacity	m ³	0,5	0,7	1	1,2
External width (A)	mm	1.100	930	1.075	1.280
Internal width (B)	mm	900	730	900	1.100
Length (C)	mm	1.940	2.480	2.480	2.620
Height (D)	mm	1.040	1.250	1.305	1.360
Crushing cam opening (H)	mm	h 370	h 370	h 370	h 440
Output size regulation	mm	0-16 to 0-200	0-16 to 0-250	0-16 to 0-250	0-16 to 0-250

Productivity

Estimated productivity on dry limestone or high resistance concrete



A huge power train

The series “A” has a completely redesigned power train. The flywheel integrated inside the bucket, makes it possible to fully load the Crusher, put it in working position and start.

Its engine start reminds the sound of a steam locomotive, as if there was no way to stop it, except for stagnation of some metal part inside. But, as it is common in our Crushers, the “Reward” function will unclog the jaws with no need to emptying the load.

Granulometry adjustment

Simple solutions are always the most effective. Our adjustment system is simple and fast, offering all the possibilities that the operator wants. With this new design the jaw wear can also be compensated.





Highlights Xcentric Crusher - Series "A"

- ✓ High versatility with respect to mobile crusher
- ✓ Unquestionably profitable production volumes
- ✓ Free of maintenance
- ✓ Unstoppable Power Train
- ✓ Anti-stagnation plate
- ✓ Fast and efficient granulometry adjustment
- ✓ Timing Belt Transmission
- ✓ Manufactured entirely in HARDOX 400
- ✓ REVERSE unblocking function
- ✓ Clean design without fairings



XCENTRIC RIPPER INTERNATIONAL, S.L.

Arriurdina, 15. · 01015 Vitoria-Gasteiz (Spain) · Tel.: +34 945 290 555

www.xcentricripper.com